

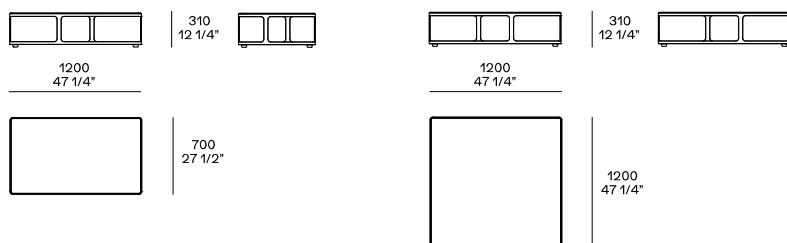


DESCRIZIONE

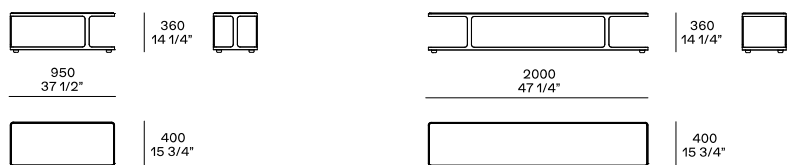
Tipologia	Tavolino
Struttura	Metallo satinato verniciato
Piano inferiore	Pannello di fibra a media densità impiallacciato o laccato
Piano superiore	Pannello di fibra a media densità impiallacciato o laccato o marmo o vetro

DIMENSIONI

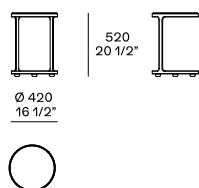
Altezza mm 310



Altezza mm 360




Altezza mm 520



FINITURE STRUTTURA


Parti metalliche



Parti metalliche

FINITURE PIANO SUPERIORE

Laccato




Laccato opaco



Laccato lucido

Essenza



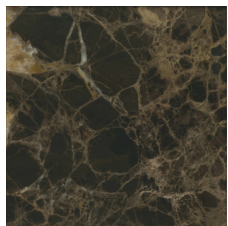
Essenza

Vetro




Vetro

Marmo



Marmo levigato



Marmo lucido


Pietra



Pietra

FINITURE PIANO INFERIORE

Laccato




Laccato opaco



Laccato lucido

Essenza



Essenza