

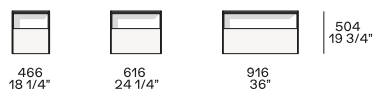
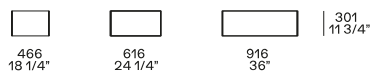


DESCRIZIONE

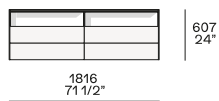
Tipologia	Comodini
Struttura	Pannello di particelle di legno nobilitato
Top di finitura	Pannello di particelle di legno impiallacciato o laccato o marmo
Basamento con piede	Pressofusione di alluminio verniciato, piedino regolabile in altezza
Basamento con zoccolo	Alluminio verniciato con livellatore oppure con sospensione a muro

DIMENSIONI

Contenitori sospesi p501



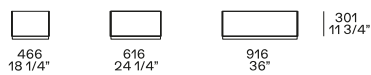
Con cassetto



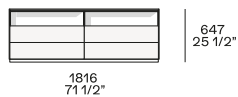
Con cassetto e vano giorno

Con cassetti e vani a giorno

Contenitori con zoccolino p501



Con cassetto



Con cassetto aperto


Con cassetto aperto

FINITURE STRUTTURA E SCHIENALE


Laccato



Laccato opaco



01 Bianco




04 Grafite



26 Corda



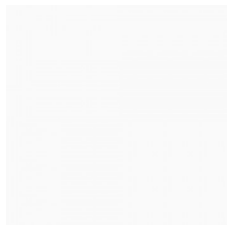
35 Canapa




46 Tortora



48 Visone




82 Glacier white




87 Granata



89 Roccia




91 Carbone



Laccato metallico

Essenza




Essenza

FINITURE PIANO


Laccato



Laccato opaco



01 Bianco




04 Grafite



26 Corda



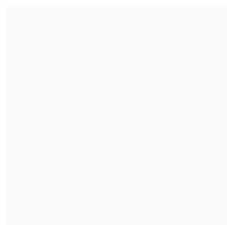
35 Canapa



46 Tortora



48 Visone




82 Glacier white




87 Granata



89 Roccia

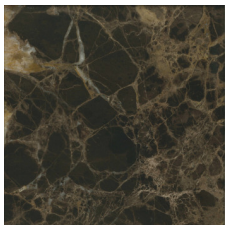


91 Carbone




Laccato metallico

Marmo



Marmo levigato



Marmo lucido